

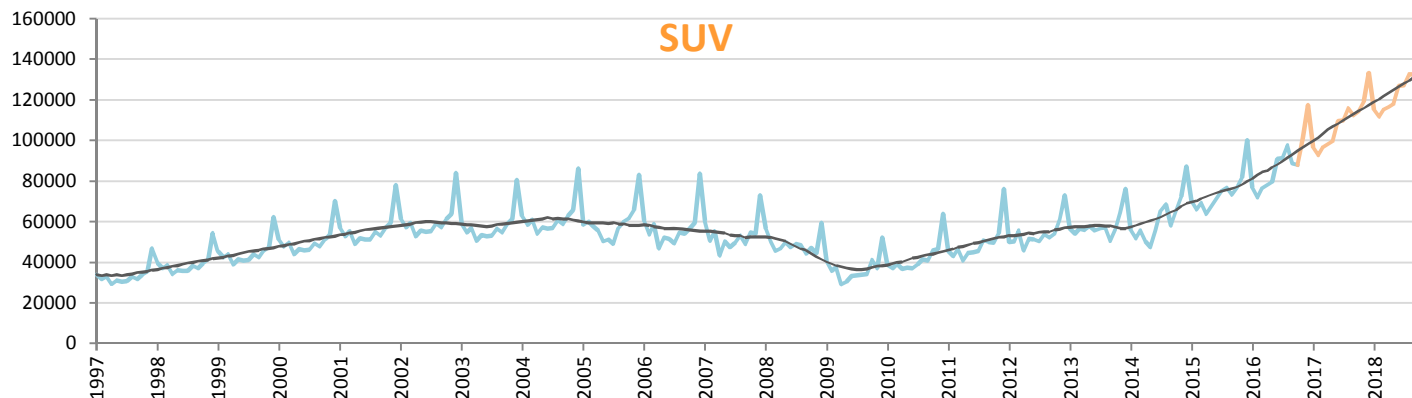
Car Sales Forecast : MEXICO October 2016

Total	Jan.	Feb.	March	April	May	June	July	Aug.	Sept.	Oct.	Nov.	Dec.	YTD	FY
2015	103,697	97,558	104,902	94,796	101,982	106,890	111,714	112,038	111,330	119,867	126,211	160,663	1,064,774	1,351,648
2016	119,693	110,770	116,862	118,407	121,587	134,536	131,764	138,043	131,443	137,383	146,957	174,371	1,260,488	1,581,816
YTY (%)	15.4	13.5	11.4	24.9	19.2	25.9	17.9	23.2	18.1	14.6	16.4	8.5	18.4	17.0

Comment: In October the car sales increase by 14,6%. 2016 forecast is an increase of 17%.

Trend FY 2017 : 1,820,000 15.1

Car Sales Forecast : MEXICO October 2016 - Car excl. MPV and SUV

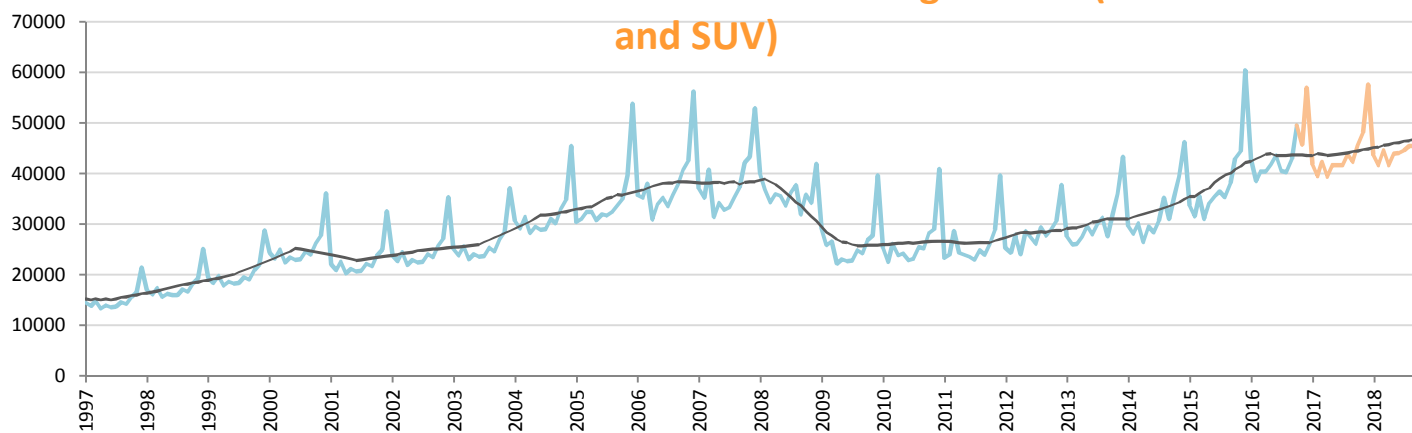


Data processing and forecast by CORAM

CORAM

	Jan.	Feb.	March	April	May	June	July	Aug.	Sept.	Oct.	Nov.	Dec.	YTD	FY
2015	70,021	66,031	69,336	63,737	67,779	71,369	75,209	76,694	73,178	76,884	81,714	100,242	710,238	892,194
2016	76,830	72,198	76,397	78,035	79,734	90,994	91,290	97,723	88,491	87,881	101,276	117,437	839,573	1,058,286
YTY (%)	9.7	9.3	10.2	22.4	17.6	27.5	21.4	27.4	20.9	14.3	23.9	17.2	18.2	18.6

Car Sales Forecast : MEXICO October 2016 - Light Truck (incl. MPV and SUV)

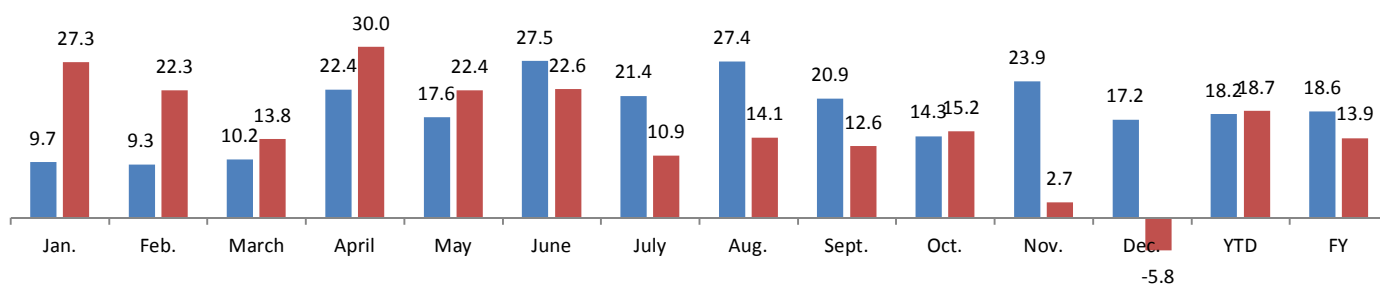


Data processing and forecast by CORAM

CORAM

	Jan.	Feb.	March	April	May	June	July	Aug.	Sept.	Oct.	Nov.	Dec.	YTD	FY
2015	33,676	31,527	35,566	31,059	34,203	35,521	36,505	35,344	38,152	42,983	44,497	60,421	354,536	459,454
2016	42,863	38,572	40,465	40,372	41,853	43,542	40,474	40,320	42,952	49,502	45,681	56,934	420,915	523,531
YTY (%)	27.3	22.3	13.8	30.0	22.4	22.6	10.9	14.1	12.6	15.2	2.7	-5.8	18.7	13.9

YTY variations



Data source: AMIA. Data processing and forecast by CORAM.