

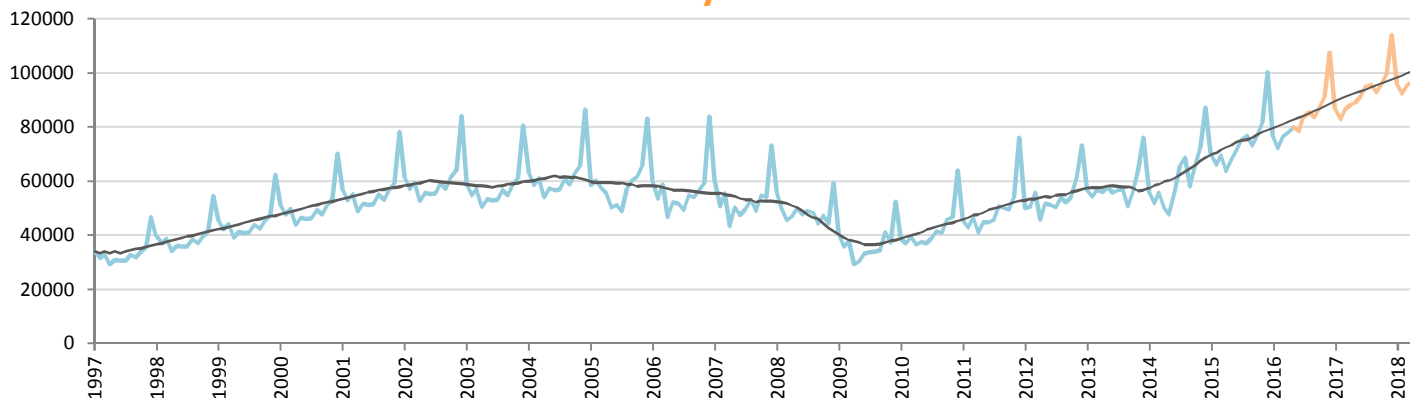
Car Sales Forecast : MEXICO May 2016

Total	Jan.	Feb.	March	April	May	June	July	Aug.	Sept.	Oct.	Nov.	Dec.	YTD	FY
2015	103,697	97,558	104,902	94,796	101,982	106,890	111,714	112,038	111,330	119,867	126,211	160,663	502,935	1,351,648
2016	119,693	110,770	116,862	118,407	121,587	119,389	126,664	128,304	126,668	135,813	141,568	168,849	587,319	1,534,574
YTY (%)	15.4	13.5	11.4	24.9	19.2	11.7	13.4	14.5	13.8	13.3	12.2	5.1	16.8	13.5

Comment: In May the car sales increase by 19,2%. 2016 forecast is an increase of 13,5%.

Trend FY 2017 : 1,710,000 11.4

Car Sales Forecast : MEXICO May 2016 - Car excl. MPV and SUV

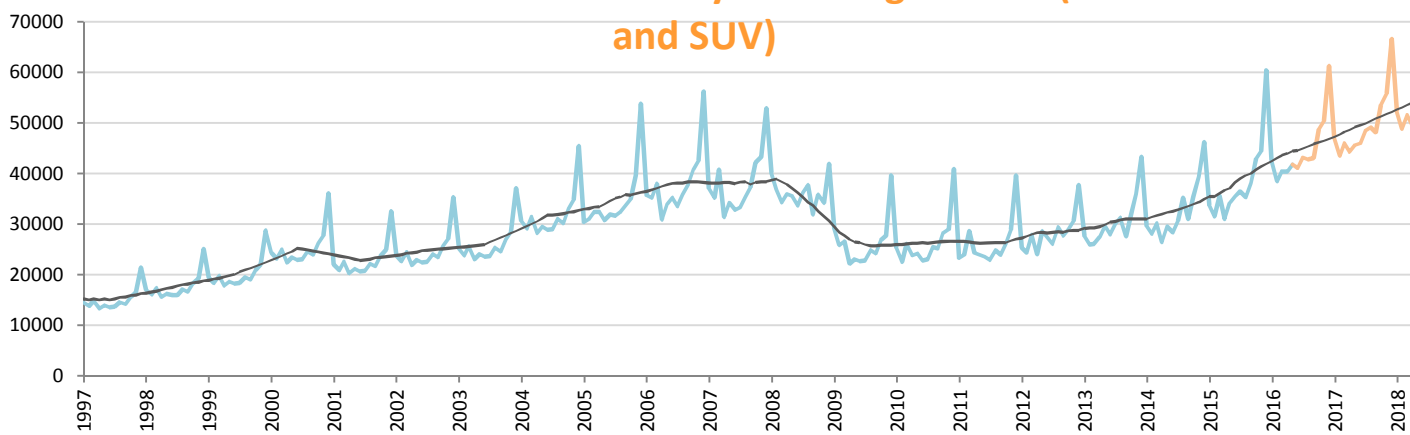


Data processing and forecast by CORAM

CORAM

	Jan.	Feb.	March	April	May	June	July	Aug.	Sept.	Oct.	Nov.	Dec.	YTD	FY
2015	70,021	66,031	69,336	63,737	67,779	71,369	75,209	76,694	73,178	76,884	81,714	100,242	336,904	892,194
2016	76,830	72,198	76,397	78,035	79,734	78,296	83,506	85,498	83,623	87,077	91,205	107,553	383,194	999,952
YTY (%)	9.7	9.3	10.2	22.4	17.6	9.7	11.0	11.5	14.3	13.3	11.6	7.3	13.7	12.1

Car Sales Forecast : MEXICO May 2016 - Light Truck (incl. MPV and SUV)

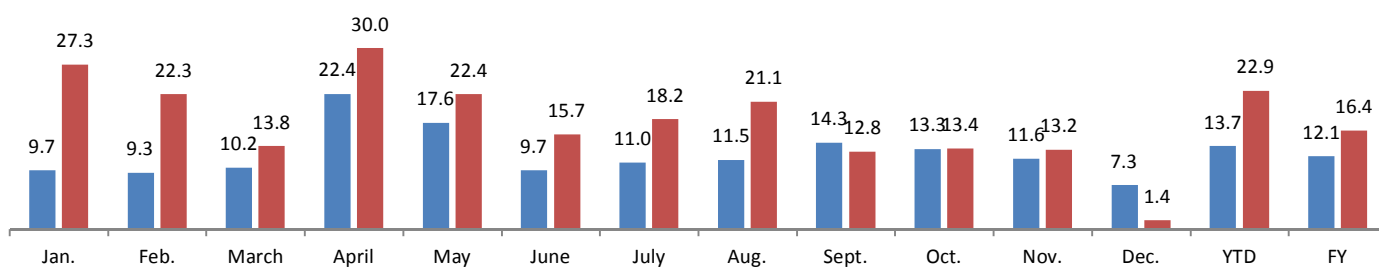


Data processing and forecast by CORAM

CORAM

	Jan.	Feb.	March	April	May	June	July	Aug.	Sept.	Oct.	Nov.	Dec.	YTD	FY
2015	33,676	31,527	35,566	31,059	34,203	35,521	36,505	35,344	38,152	42,983	44,497	60,421	166,031	459,454
2016	42,863	38,572	40,465	40,372	41,853	41,093	43,159	42,806	43,045	48,736	50,363	61,295	204,125	534,622
YTY (%)	27.3	22.3	13.8	30.0	22.4	15.7	18.2	21.1	12.8	13.4	13.2	1.4	22.9	16.4

YTY variations



Data source: AMIA. Data processing and forecast by CORAM.