

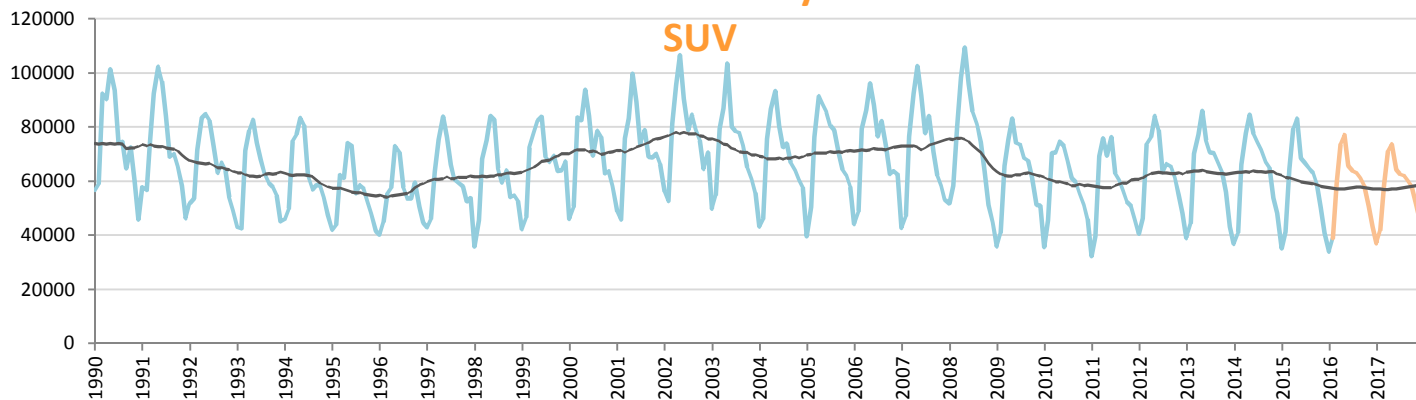
Car Sales Forecast : CANADA February 2016

Total	Jan.	Feb.	March	April	May	June	July	Aug.	Sept.	Oct.	Nov.	Dec.	YTD	FY
2015	99,051	109,248	160,274	189,072	197,937	177,857	177,844	175,512	174,337	163,053	145,426	128,874	208,299	1,898,485
2016	108,553	119,201	162,301	187,968	194,120	178,777	177,511	176,758	174,538	165,685	149,479	135,914	227,754	1,930,805
YTY (%)	9.6	9.1	1.3	-0.6	-1.9	0.5	-0.2	0.7	0.1	1.6	2.8	5.5	9.3	1.7

Comment: In February the car sales increase by 9,1%. 2016 forecast is an increase of 1,7%.

Trend FY 2017 :	1,960,000	1.5
-----------------	-----------	-----

Car Sales Forecast : CANADA February 2016 - Car excl. MPV and SUV

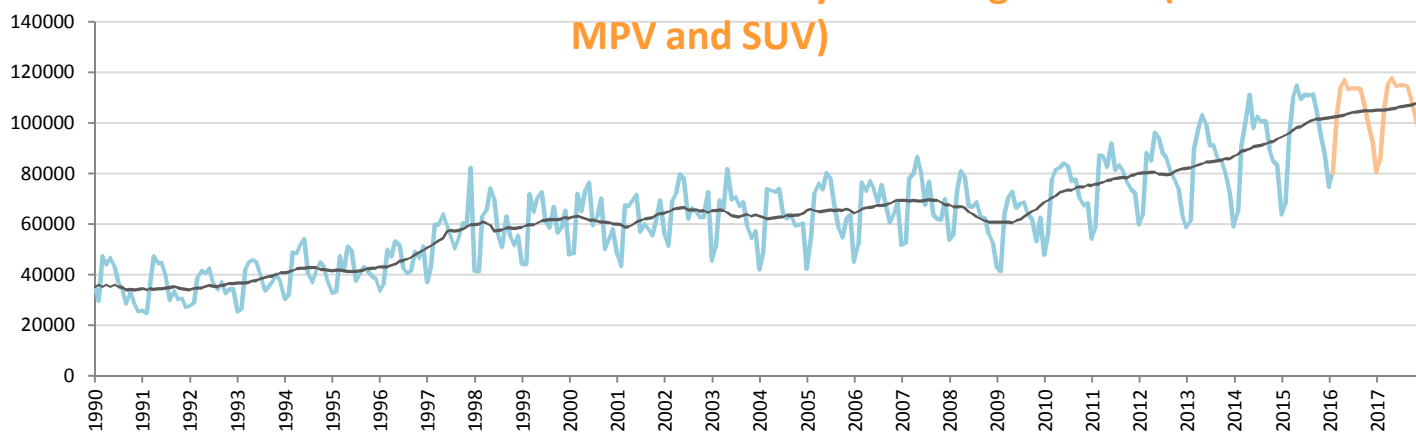


Data processing and forecast by CORAM

CORAM

	Jan.	Feb.	March	April	May	June	July	Aug.	Sept.	Oct.	Nov.	Dec.	YTD	FY
2015	35,170	41,199	64,322	79,258	83,102	68,457	66,773	64,622	62,980	58,711	50,306	40,819	76,369	715,719
2016	33,826	38,950	59,366	73,658	77,159	65,601	63,844	62,920	61,140	58,215	50,724	43,248	72,776	688,651
YTY (%)	-3.8	-5.5	-7.7	-7.1	-7.2	-4.2	-4.4	-2.6	-2.9	-0.8	0.8	6.0	-4.7	-3.8

Car Sales Forecast : CANADA February 2016 - Light Truck (incl. MPV and SUV)

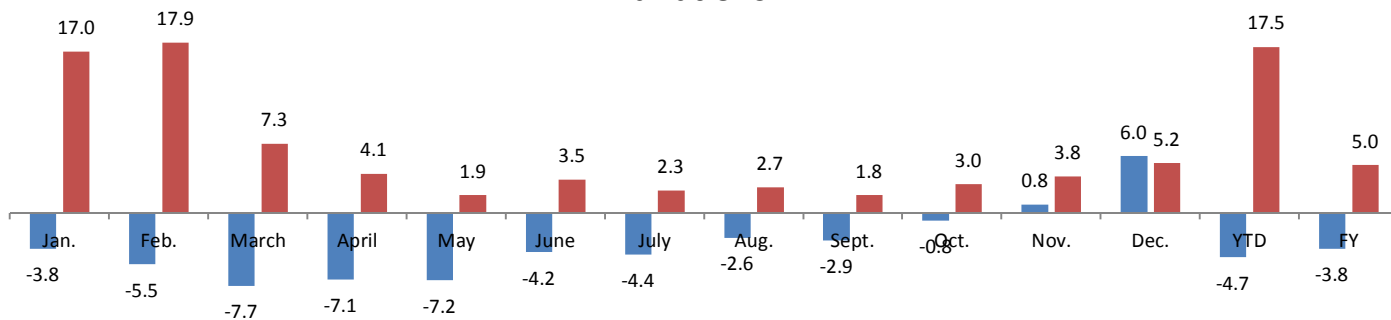


Data processing and forecast by CORAM

CORAM

	Jan.	Feb.	March	April	May	June	July	Aug.	Sept.	Oct.	Nov.	Dec.	YTD	FY
2015	63,881	68,049	95,952	109,814	114,835	109,400	111,071	110,890	111,357	104,342	95,120	88,055	131,930	1,182,766
2016	74,727	80,251	102,935	114,310	116,961	113,176	113,668	113,838	113,398	107,470	98,755	92,666	154,978	1,242,154
YTY (%)	17.0	17.9	7.3	4.1	1.9	3.5	2.3	2.7	1.8	3.0	3.8	5.2	17.5	5.0

YTY variations



Data source: DESROSIERS. Data processing and forecast by CORAM.