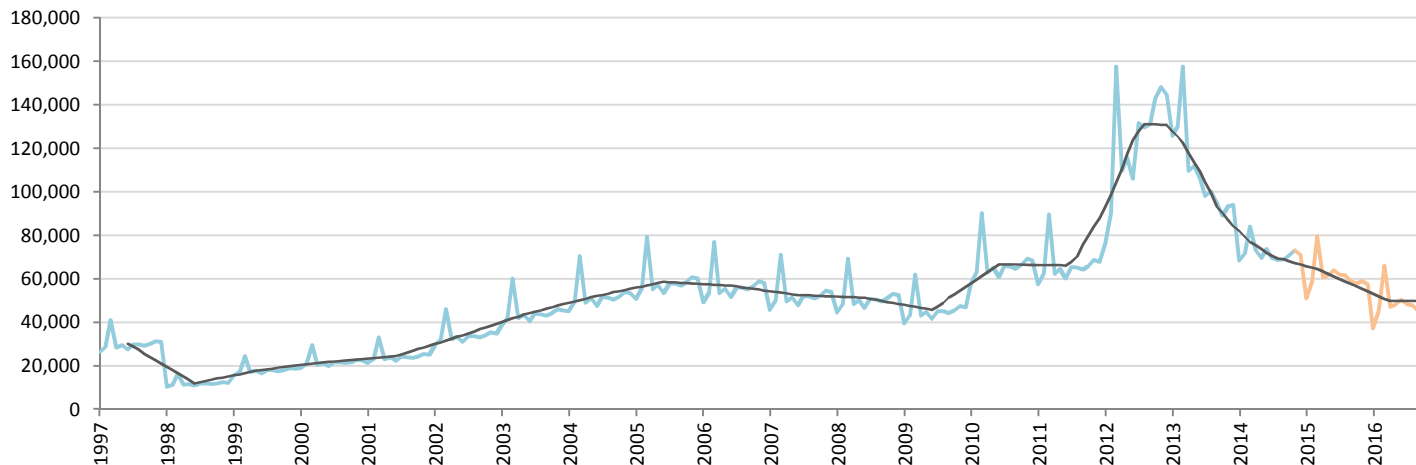


Car Market Forecast : THAILAND TOT November 2014

MTM (%) 2.5 YTY (%) -21.8 YTD (%) -34.9 FY (%) -34.1 FY 2014 = 863,539

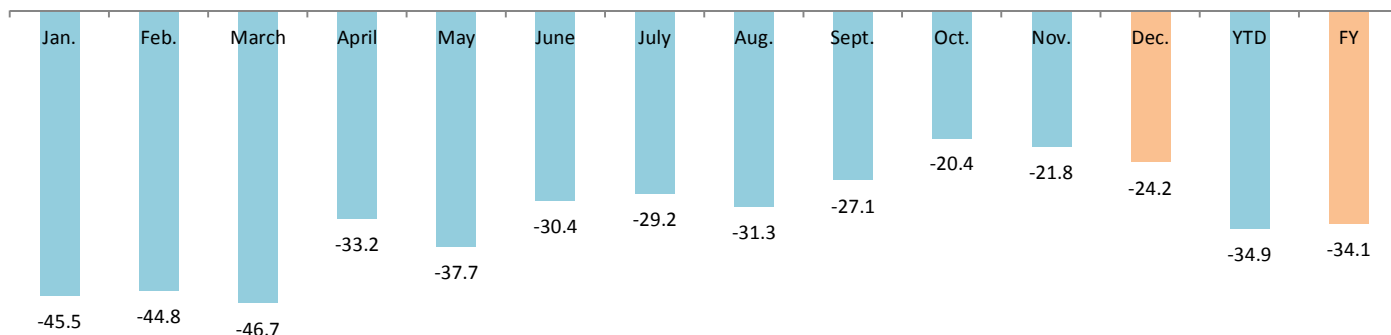
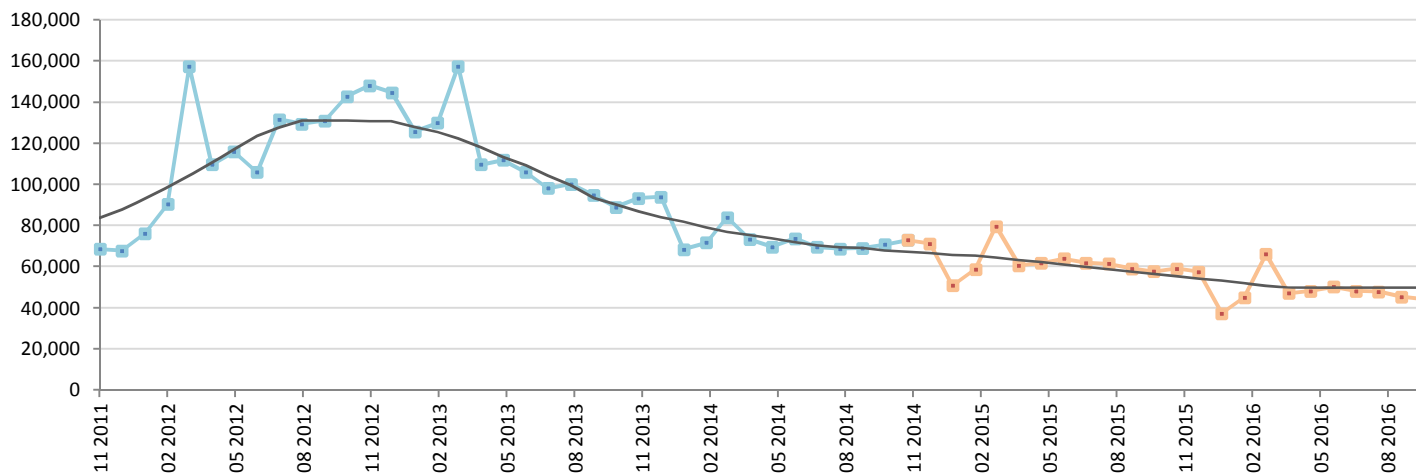
Comment : The recession is stabilized at minus 20%

Main Event : May 2014 : Military takeover



	Jan.	Feb.	March	April	May	June	July	Aug.	Sept.	Oct.	Nov.	Dec.	YTD	FY
2013	125,817	129,910	157,529	109,673	111,848	106,018	98,258	100,248	94,845	88,989	93,393	93,988	1,216,528	1,310,516
2014	68,508	71,680	83,983	73,260	69,681	73,799	69,527	68,835	69,137	70,850	73,068	71,211	792,328	863,539
2015	50,955	58,767	79,713	60,777	61,775	63,926	61,910	61,535	59,090	57,797	59,143	57,618	675,387	733,005
YTY (%)	-45.5	-44.8	-46.7	-33.2	-37.7	-30.4	-29.2	-31.3	-27.1	-20.4	-21.8	-24.2	-34.9	-34.1

Actual data Forecast



Data source: TAIA