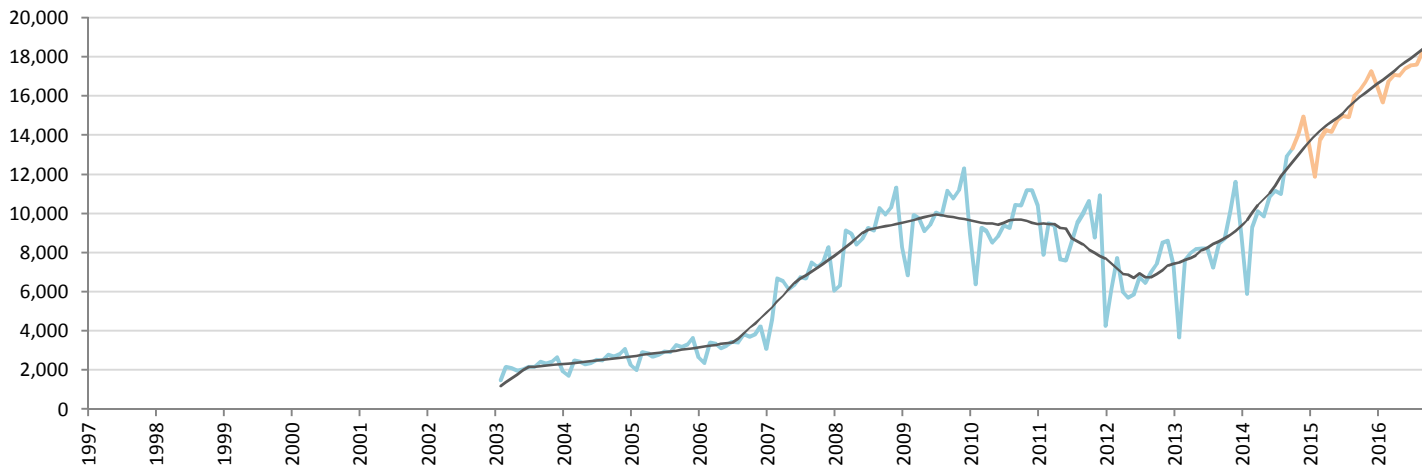


Car Market Forecast : VIETNAM TOT October 2014

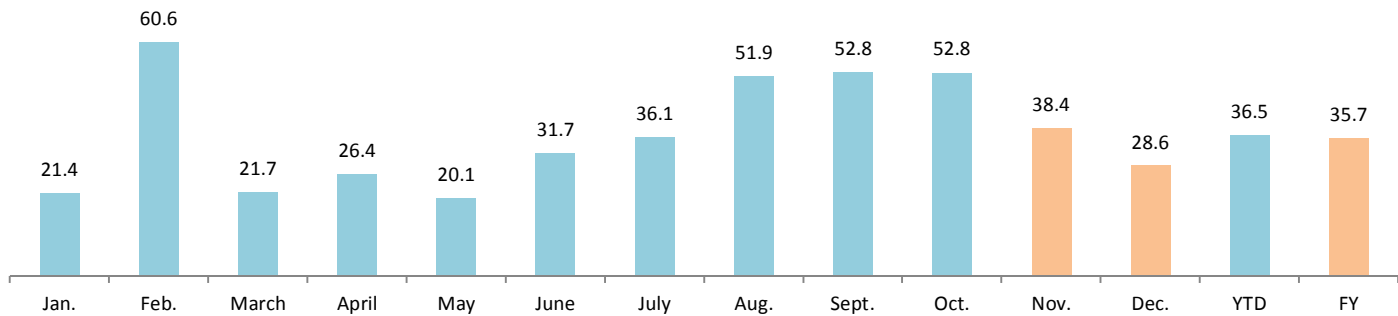
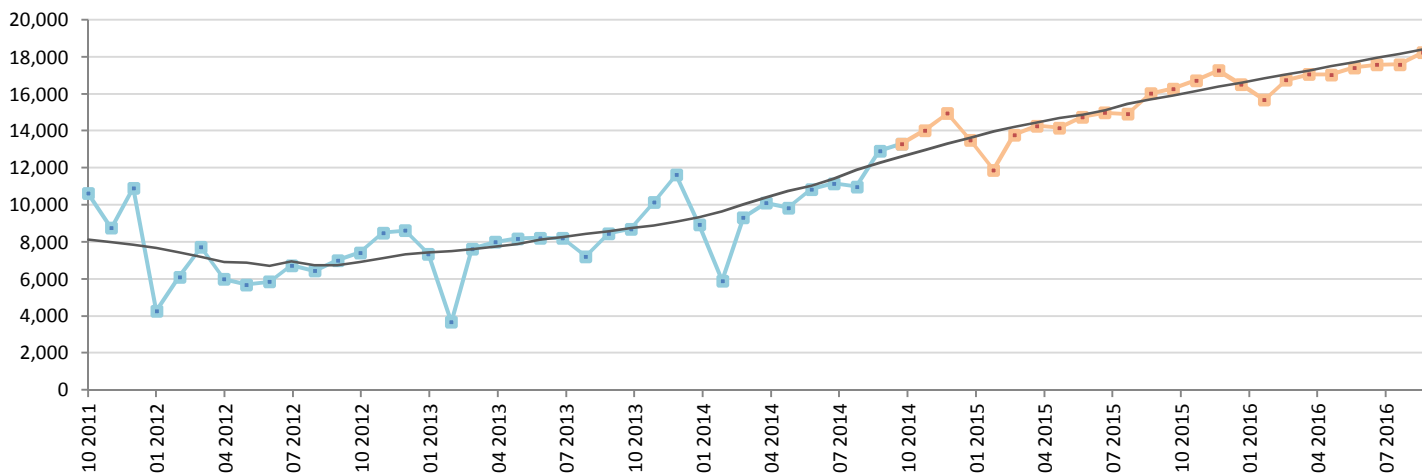
MTM (%) 4.5 YTY (%) 52.8 YTD (%) 36.5 FY (%) 35.7 FY 2014 = 132,408

Comment :



	Jan.	Feb.	March	April	May	June	July	Aug.	Sept.	Oct.	Nov.	Dec.	YTD	FY
2013	7,363	3,679	7,650	8,002	8,202	8,239	8,209	7,236	8,466	8,720	10,148	11,631	75,766	97,545
2014	8,939	5,908	9,313	10,116	9,849	10,853	11,173	10,991	12,940	13,324	14,049	14,953	103,406	132,408
2015	13,498	11,893	13,795	14,280	14,175	14,768	14,986	14,930	16,039	16,293	16,733	17,270	144,658	178,660
YTY (%)	21.4	60.6	21.7	26.4	20.1	31.7	36.1	51.9	52.8	52.8	38.4	28.6	36.5	35.7

Actual data Forecast



Data source: CORAM, VAMA